

# HOW TO RIDE A BICYCLE THE RIGHT WAY



街とともに。人とともに。  
FOR MORE COMMUNICATION

警視庁



## FIVE RULES FOR SAFE CYCLING

1. CYCLE ON THE ROAD AND KEEP LEFT. IF YOU HAVE TO USE THE SIDEWALK, PEDESTRIANS HAVE THE RIGHT OF WAY.
2. STOP AT A RED SIGNAL OR STOP SIGN AT AN INTERSECTION. LOOK BOTH WAYS BEFORE PROCEEDING.
3. TURN ON THE LIGHTS AT NIGHT.
4. DON' T DRINK AND RIDE.
5. WEAR A HELMET.

# FIVE RULES FOR SAFE CYCLING

1

**CYCLE ON THE ROAD AND KEEP LEFT IF YOU HAVE TO USE THE SIDEWALK, PEDESTRIANS HAVE THE RIGHT OF WAY**

**CYCLISTS SHOULD RIDE ON THE ROAD, BUT MAY USE THE SIDEWALK IN THE FOLLOWING CASES.**



**歩行者優先**

Signpost of  
"CYCLISTS AND PEDESTRIANS ONLY"

- ◆ IN THE CASE where a signpost indicates "CYCLISTS AND PEDESTRIANS ONLY."
- ◆ IN THE CASE where a rider of a standard bicycle is a child under 13 years old, or a senior citizen over 70, or a physically disabled person.
- ◆ IN THE CASE where there're circumstances that compel cyclists to ensure the safe proceeding, for example, when they see a men-at-work sign placed or vehicles parking bumper to bumper on the left side of the road, or ride out onto a heavy traffic or a narrow road where a proceeding cyclist might be collided just when overtaken by a nearby driver.  
(the Road Traffic Act, Article 63-4, and the Order for Enforcement of the Road Traffic Act, Article 26)



## KEEP TO THE LEFT

You must ride as near to the left curb or edge of a road (for vehicles) as possible, not in the middle of the road.  
(the Road Traffic Act, Article 17)

**PENALTY** Imprisonment for not more than three months or fine of not more than JPY 50,000

You must ride on a bicycle lane, if any, unless there's a men-at-work sign or a sign for other road works ahead.  
(the Road Traffic Act, Article 63-3)

**PENALTY** Fine or petty fine of not more than JPY 20,000

## IF YOU HAVE TO USE THE SIDEWALK, PEDESTRIANS HAVE THE RIGHT OF WAY

You must ride as near to the right edge of a sidewalk as possible. Slow down and stop when you think that you're impeding the flow of pedestrians.  
(the Road Traffic Act, Article 63-4)

**PENALTY** Fine or petty fine of not more than JPY 20,000



## 2

### STOP AT A RED SIGNAL OR STOP SIGN AT AN INTERSECTION. LOOK BOTH WAYS BEFORE PROCEEDING.

#### OBEY TRAFFIC SIGNALS

You must obey the traffic lights at a signal.

(the Road Traffic Act, Article 7, and the Order for Enforcement of the Road Traffic Act, Article 2)



#### DON'T FORGET TO STOP

You must stop at a stop signpost and look both ways for oncoming traffic before proceeding.

(the Road Traffic Act, Article 43)



#### PENALTY

Imprisonment for not more than three months or fine of not more than JPY 50,000

#### PENALTY

Imprisonment for not more than three months or fine of not more than JPY 50,000

## 3

### TURN ON THE LIGHTS AT NIGHT

You must keep your headlight on while riding at night.

(the Road Traffic Act, Article 52, and the Order for Enforcement of the Road Traffic Act, Article 18, and the Road Traffic Ordinance of Tokyo, Article 9)

**PENALTY** Fine of not more than JPY 50,000



## 4

### DON'T DRINK AND RIDE

You must not drink and ride.

(the Road Traffic Act, Article 65)

**PENALTY** Imprisonment for not more than five years or fine of not more than JPY one million (in case of riding under the influence)



## 5

### WEAR A HELMET

Cyclists should make reasonable efforts to wear a helmet.

《Road Traffic Act, Art. 63-11 (1)》

When carrying a child on a bicycle, the cyclist should make reasonable efforts to make sure that the child wears a helmet.

《Road Traffic Act, Art. 63-11 (2)》

Parents and guardians should make reasonable efforts to make sure that their children wear a helmet when riding a bicycle.

《Road Traffic Act, Art. 63-11 (3)》



# PROHIBITED RIDING

## KEEP IN MIND THE SAFETY MUST COME FIRST!

### Don't enter a railroad crossing

You must come to a stop when you see gate bars lowering or hear a railway signal dinging. (the Road Traffic Act, Article 33)

#### PENALTY

Imprisonment for not more than three months or fine of not more than JPY 50,000



### Don't ride a bicycle without properly working brakes (or a fixed gear bike)

You must ride a bicycle with brakes both at the front and rear wheels. (the Road Traffic Act, Article 63-9, and the Regulation for Enforcement of the Road Traffic Act, Article 9-3)

#### PENALTY

Fine of not more than JPY 50,000



### Don't ride with an umbrella up

You must not hold an umbrella while riding. The holding of an umbrella will narrow your vision or make it harder to keep your balance. (the Road Traffic Act, Article 71, and the Road Traffic Ordinance of Tokyo, Article 8)

#### PENALTY

Fine of not more than JPY 50,000



### Don't use a cell phone while riding

You must not hold a cell phone, talk on a phone, or text while riding. (the Road Traffic Act, Article 71, and the Road Traffic Ordinance of Tokyo, Article 8)

#### PENALTY

Fine of not more than JPY 50,000



### Don't use earphones while riding

You must not listen to music through earphones with little regard for your surroundings. (the Road Traffic Act, Article 71, and the Road Traffic Ordinance of Tokyo, Article 8)

#### PENALTY

Fine of not more than JPY 50,000



### Don't ride side by side

You must not ride side by side. (the Road Traffic Act, Article 19)

#### PENALTY

Fine or petty fine of not more than JPY 20,000



## !! OBEY THE RULES WHEN RIDING WITH CHILDREN

### Number of passengers allowed

You can't ride with a passenger unless otherwise permitted. (the Road Traffic Act, Article 57, the Road Traffic Ordinance of Tokyo, Article 10)

#### 1 Permitted if using a standard bicycle

Cyclists aged 16 or older can ride with only one infant (under 6 years old) on a child safety seat.

\*Cyclists aged 16 or older can also ride with an infant under six years old only if they firmly strap the infant to their backs.



#### 2 Permitted if using a bicycle designed for riding with two infants

Cyclists aged 16 or older need to use a "BICYCLE DESIGNED FOR RIDING WITH TWO INFANTS" that meets the safety requirement if riding with two infants. You must not set up a standard bicycle with child safety seats both at the front and rear wheels and ride with them.

\*Cyclists can't ride with one infant on their backs and the other on the child safety seat.



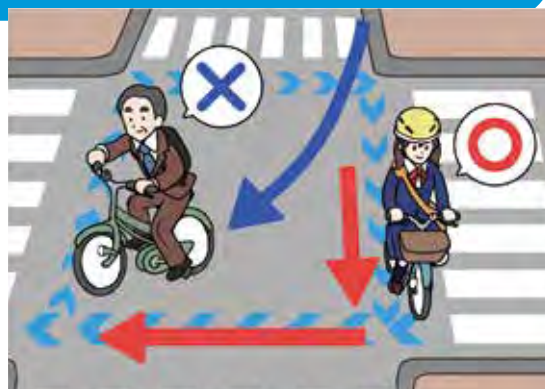
# RULES FOR CYCLISTS



## HOW TO TURN RIGHT AT INTERSECTIONS

You must keep as near to the left curb or edge of a road as possible, ride straight ahead into the other side of the intersection, and then turn at reduced speed.

(the Road Traffic Act, Article 34)



### HOOK TURN

When turning right at a signal-controlled intersection, you must enter the intersection on a green light and ride straight ahead onto the other side of the intersection. Stay stopped and change direction to the right. Wait for a green light on the road you're turning into, and then proceed.



## HOW TO CROSS ROADS

### Using bicycle crossing lanes

When crossing a road, you must use a bicycle crossing lane, if any, next to a pedestrian crosswalk. If there's a bicycle crossing lane at an intersection, you must use the lane the same way.

(the Road Traffic Act, Article 63-6, the Road Traffic Act, Article 63-7)



### Using pedestrian crosswalks (with no bicycle crossing lanes installed)

Crosswalks are for pedestrians to use. But you can ride and cross there unless impeding the flow of pedestrians, for example, when no pedestrian is present. On the other hand, you must get off and walk the bicycle when you think that you're impeding the flow of pedestrians.

(the Rules on the Road Traffic)



## WHICH TRAFFIC LIGHTS TO OBEY

### Traffic signal

You must obey the traffic lights at a signal.

(the Road Traffic Act, Article 7, the Order for Enforcement of the Road Traffic Act, Article 2)

At the signal attached with a sign plate “歩行者・自転車専用(=CYCLISTS AND PEDESTRIANS ONLY),” however, you must obey the traffic lights for pedestrians even while you're riding on the road.

(the Order for Enforcement of the Road Traffic Act, Article 2)



In case of a sign plate “CYCLISTS AND PEDESTRIANS ONLY” not attached  
\*If you're riding on the sidewalk, you must obey the traffic lights for pedestrians.



In case of a sign plate “CYCLISTS AND PEDESTRIANS ONLY” attached

# WEAR A HELMET WHEN RIDING A BICYCLE

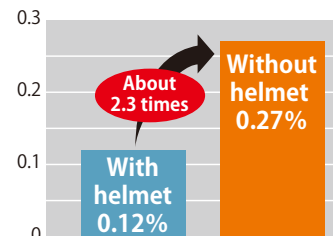
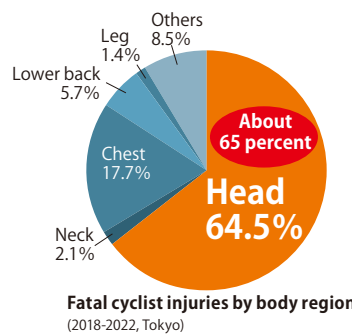


\*Above are some samples of bike helmets. The type, color, model, or size varies by manufacturing sources. Just visit a bike shop nearby at your spare time and take a look at them yourself.

About 65 percent (\*) of cyclist deaths had a fatal damage to their heads.

**Wear a bike helmet.  
Protect your head!**

\*According to the statistics, 64.5 percent of cyclist deaths between 2018 and 2022 had fatal damage to their heads.



Fatality rate for cyclists with or without a helmet (2018-2022, Tokyo)



## CYCLISTS MUST ENROLL IN BICYCLE ACCIDENT INSURANCE

In Tokyo, you must enroll in insurance that enables you to compensate for damages to another person caused while riding a bicycle.



## BICYCLE NAVI MARKINGS AND BICYCLE NAVI LINES

—WAYFINDING FOR CYCLISTS—



### 「BICYCLE NAVI MARKINGS」

While riding on a road along the bicycle navi markings, you must keep to the left at all times and go in the same direction as other traffic! NEVER ride the wrong way!



### 「BICYCLE NAVI LINES」

At and near an intersection, you must ride along the bicycle navi lines! When turning right at the intersection, you must make a hook turn!



## SAFETY LECTURE SYSTEM FOR CYCLISTS

### Repeating dangerous actions

Given tickets for dangerous actions (categorized by the law into 15 types including ignoring the traffic lights) two or more times in a three-year period.

### Ordered to attend a safety lecture

Ordered by the Public Safety Committee in writing to attend a safety lecture.

### Attending a safety lecture

Attending a three-hour safety lecture for bicyclists. JPY 6,000 is required for the lecture. Cyclists who refuse will be fined not more than JPY 50,000.