

Did You Know?

Japanese Traffic Rules & Manners

Pedestrians on the right. Cars and bicycles on the left.

- Pedestrians walk on the right side of the road.
- Pedestrians use sidewalks or pedestrian zones if they are available.
- Cars and bicycles run on the left side of the road.



Wear a helmet regardless of age

60% of cycling fatalities are from head injuries.

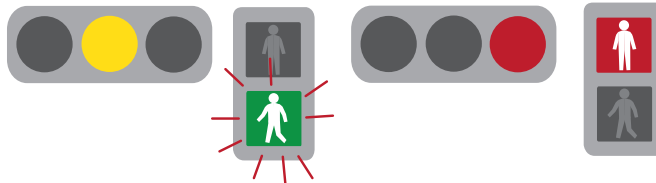


Obey traffic lights and road signs.

Let's go !



Stop !



Stop sign



What to do in the event of a traffic accident.



① Stop your bike immediately.



② Move your bike to the roadside. Do not block traffic.



③ Call an ambulance (dial 119) if someone is injured. Give emergency aid until the ambulance arrives. However, do not try to move the injured person.

Call the police (dial 110). Never leave the scene of an accident. You are obliged to explain to the police how the accident happened.

Dial "119" and Dial "110"

Let's review traffic rules & manners for bicycles

As a general rule, bicycles travel on the road.

(Bicycles on sidewalks are allowed only as exceptions to the rule)

Violation may be subject to: imprisonment of up to 3 months or fine of up to 50,000 yen.

~Cases where bicycles are allowed on sidewalks~

1 Where designated by road signs or road markings



"Pedestrian and Bicycle Only" road sign



2 If the cyclist is:

- A child under 13 years-old
- A person at least 70 years old
- A person with a physical disability



Travel on the left side of the road

Violation may be subject to: imprisonment of up to 3 months or fine of up to 50,000 yen.

3 When otherwise unavoidable to ensure your own safety



Pedestrians have the right of way on sidewalks

Ride slowly, staying on the side close to the roadway

On the sidewalk, proceed at a speed that can allow you to stop immediately.

Stop whenever there is a possibility of blocking pedestrian passage.

Violations may be subject to: fine of up to 20,000 yen or a minor fine

Obey the safety rules

Drunk riding



Penalty:
Imprisonment of up to 5 years or fine of up to 1,000,000 yen



Riding with a passenger



Penalty:
Fine of up to 20,000 yen or minor fine



Riding side by side



Penalty:
Fine of up to 20,000 yen or minor fine



Riding at night without a light



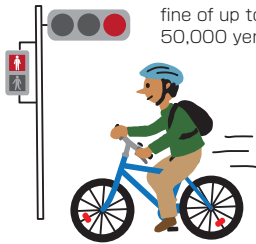
Penalty:
Fine of up to 50,000 yen



Ignoring traffic lights



Penalty:
Imprisonment of up to 3 months or fine of up to 50,000 yen



Failing to stop




Penalty:
Imprisonment of up to 3 months or fine of up to 50,000 yen



Using a mobile phone while riding



Penalty:
Fine of up to 50,000 yen



Using an umbrella while riding



Penalty:
Fine of up to 50,000 yen



Wearing headphones or earphones while riding



Take out insurance in case of a bicycle accident

The Tokyo Metropolitan Government ordinance has been amended, making it mandatory from April 1, 2020 for all those who use bicycles to be insured*.

Take out insurance to cover yourself in case of a bicycle accident.

* Accident insurance for liability coverage in the event of death or bodily injury to a third party caused when using a bicycle

To learn more about bicycle rules and manners... Rin-tore Tokyo Bicycle Safety Learning App

Animation and CG explains clearly!

Have a virtual experience of bicycle riding!

Take a test to get certified! Certification has various benefits!

Can be used from a smartphone or tablet. Download the app here. →



When riding a bicycle, avoid dangerous riding behavior and also pay close attention to cars to your sides and behind you.

Issued March 2024

Leaflet for promotion and public awareness on safe usage of bicycle

Edited and issued by Tokyo Metropolitan Government

Inquiries by phone:

03-5388-3124 OR 03-5388-3127

リサイクル適性(A)
この印刷物は、印刷用の紙へリサイクルできます。